



October 2021

List Price Book

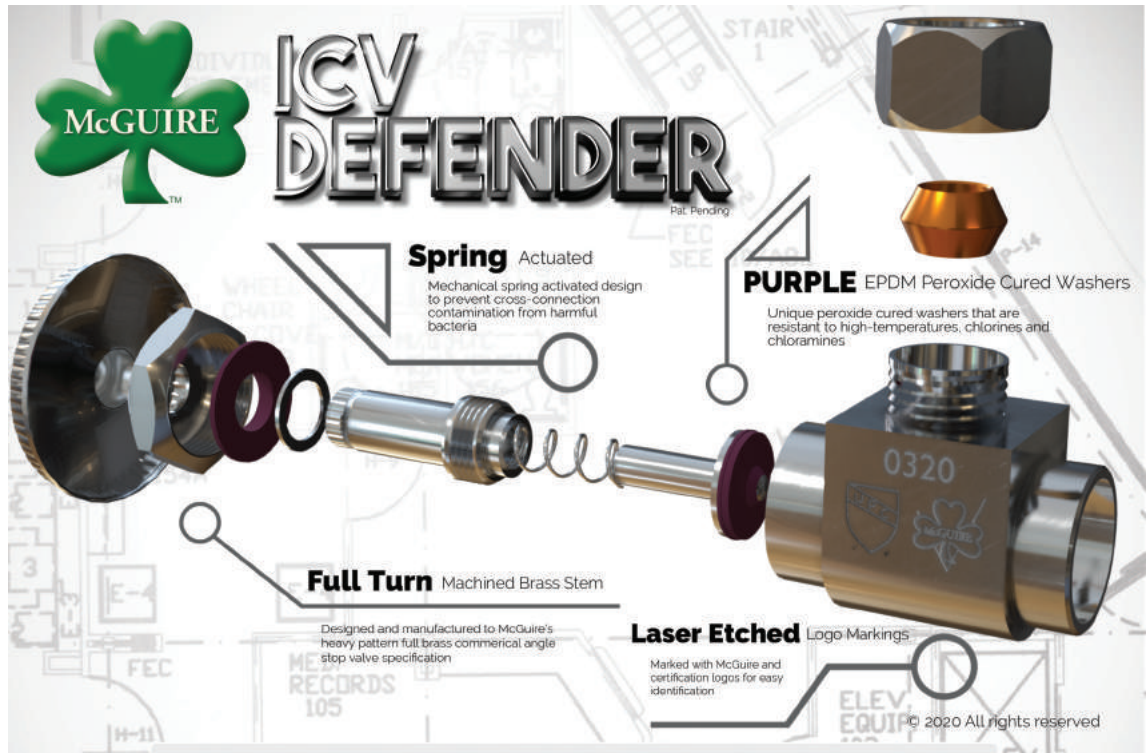
mcguiremfg.com



•This edition replaces all previously published list prices and price structure effective October 1, 2021
•For the most current terms and conditions, please visit mcguiremfg.com

Your last line of defense

McGuire's Integral Check Valve to defend against cross-connection contamination



See page 11 for details

Check-out McGuire's ECO Line Supply Kits:

- Case quantity of 25 for fast shipping and competitive pricing
- Manufactured to the same standards of McGuire's standard line
- See page 13 for details





McGuire Manufacturing Co., Inc.
60 Grandview Court
Cheshire, Connecticut 06410
203-699-1801 • Fax: 203-699-1813
mcguiremfg.com

P-TRAPS

Classic McGuire

PROFESSIONAL LINE - heavy brass slip nuts, 1½ P-Trap and 1¼ P-Trap length (full 11-1/2" C-E), 17GA wall bend. 8903C and 8904C (full 13-3/4" C-E).

STOCK LINE PLUS - heavy brass slip nuts, P-Trap length 10½" C-E, 17GA wall bend.

STOCK LINE - die cast slip nuts, P-Trap length 10½" C-E, 17GA wall bend.

ECO-LINE - includes cast brass J-Bend, 17GA seamless brass wall bend and your choice of zinc or brass nuts and steel shallow or box flange.

17GA MCT "Lite Commercial" P-Traps - Includes 17GA seamless brass J-Bends and wall bends with your choice of zinc or brass nuts and steel shallow or box flange. Page 2.

CAST BODY ADJUSTABLE P-TRAPS WITH TUBULAR WALL BEND (Fed. Spec. WWP-541)



with cleanout



without cleanout

DESCRIPTION	POLISHED CHROME	
	PART #	PRICE
PROFESSIONAL LINE		
1¼ x 1¼ 17GA	8872C	69.04
1¼ x 1½ 17GA	8902C	76.72
1¼ x 1½ 17GA - without cleanout	8902CNC	76.72
1½ x 1½ 17GA	8912C	76.72
1½ x 1½ 17GA - without cleanout	8912CNC	76.72
1½ x 2 17GA	8903C	247.93
2 x 2 17GA	8904C	247.93
STOCK LINE PLUS		
1¼ x 1¼ 17GA	B8872C	63.69
1¼ x 1½ 17GA	B8902C	70.80
1¼ x 1½ 17GA - without cleanout	B8902CNC	70.80
1½ x 1½ 17GA	B8912C	70.80
1½ x 1½ 17GA - without cleanout	B8912CNC	70.80
STOCK LINE		
1¼ x 1¼ 17GA	C8872C	60.22
1¼ x 1½ 17GA	C8902C	65.81
1½ x 1½ 17GA	C8912C	65.81

Use suffix GJ for 1-1/2" ground joint wall bend on Professional Line P-Traps.

CAST BRASS N.Y. UTILITY P-TRAP



Solid, heavy cast brass utility p-trap with 17GA 10" utility arm and box flange.

DESCRIPTION	PART #	FINISH	PRICE
1¼ x 1½, 1½	8090M	chrome	108.75

VANDAL P-TRAP®



Adjustable Style



Ground Joint Swivel Style

Vandal resistant cast body p-trap with or without cleanout. Furnished with brass friction inlet, cast brass slip nuts, 17GA seamless tubular wall bend and box flange.

Vandal resistant cast brass p-trap with or without cleanout. Furnished with brass friction inlet, cast brass slip nuts, and cast brass ground joint elbow.

DESCRIPTION	POLISHED CHROME	
	PART #	PRICE
1¼ x 1¼ OUTLET	V8902CNC	106.33
1½ x 1¼ OUTLET	V8912CNC	106.33
1¼ x 1½ IPS	V8090CNC	110.45
1½ x 1½ IPS	V8089CNC	110.45
1¼ x 1½ OUTLET w/cleanout	V8902C	106.33
1½ x 1½ OUTLET w/cleanout	V8912C	106.33
1¼ x 1½ IPS w/cleanout	V8090C	110.45
1½ x 1½ IPS w/cleanout	V8089C	110.45

CAST BRASS GROUND JOINT SWIVEL P-TRAPS (L.A. Style) (Fed. Spec. WWP-541)



Heavy cast brass adjustable p-trap with cleanout plug. Furnished with cast brass ground joint elbow, and cast brass slip nuts.

DESCRIPTION	CHROME		SATIN		ROUGH BR	
	PART #	PRICE	PART #	PRICE	PART #	PRICE
1¼ x 1¼ IPS	8088C	75.82	8088S	64.30	8088R	62.09
1¼ x 1½ IPS	8090C	81.50	8090S	69.24	8090R	64.95
1½ x 1½ IPS	8089C	81.50	8089S	69.24	8089R	64.95
1½ x 2 IPS	1207C	224.62	1207S	205.66	1207R	197.43
2 x 2 IPS	1208C	224.62	1208S	205.66	1208R	197.43

CAST BRASS GROUND JOINT SWIVEL P-TRAPS WITHOUT CLEANOUT PLUG (Los Angeles Approved)(Fed. Spec. WWP-541)

Heavy cast brass adjustable p-trap without cleanout plug. Furnished with cast brass ground joint elbow, and cast brass slip nuts.

DESCRIPTION	CHROME	
	PART #	PRICE
1¼ x 1½ IPS	8090CNC	81.50
1½ x 1½ IPS	8089CNC	81.50



Adder Pricing NOTE:

Please contact customer service for verification of pricing on all adder components when building a custom p-trap prior to purchase order submission - customerservice@mcguiremfg.com or call (203) 699-1801.

OCTOBER 2021

CAST BRASS N.Y. REGULATION P-TRAPS



Solid, heavy cast brass p-trap with cleanout plug. Furnished with cast brass slip nut. (Fed. Spec. WWP-541)

DESCRIPTION	PART #	FINISH	PRICE
1½ x 1½ IPS	201C	chrome	60.27
1½ x 1½ IPS	202C	chrome	60.27
1½ x 2 IPS	204C	chrome	186.86
2 x 2 IPS	205C	chrome	186.86

BOSTON P-TRAPS - CAST BRASS 8000 SERIES



Massachusetts Plumbing Code Approved

Heavy cast brass adjustable p-trap with cleanout plug. Furnished with cast brass slip nuts, heavy 17GA brass tubular sweat extension, and chrome plated steel bell flange.

DESCRIPTION	PART #	FINISH	PRICE
1¼ x 1½ 6" SWT EXT	8090CBOS6	chrome	79.30
1¼ x 1½ 12" SWT EXT	8090CBOS12	chrome	123.12
1½ x 1½ 6" SWT EXT	8089CBOS6	chrome	79.30
1½ x 1½ 12" SWT EXT	8089CBOS12	chrome	123.12

P-TRAP OPTIONS

DESCRIPTION	SUFFIX	ADDITIONAL	PRICE
Heavy Brass, Set Screw, Chrome Plated Flange	F	1¼" or 1½"	15.39
Deep Flange (Bell Type), Chrome Plated Brass	DF	2"	13.77
Deep Flange (Bell Type), Chrome Plated Steel	SDF	1¼" or 1½"	2.14
Box Flange, Chrome Plated Wrought Steel	B	1¼" or 1½"	6.46
Brass Box Flange	BF	1¼" or 1½"	27.00
Wall Bend 12" (overall trap length) 15" Center-End	15	1¼"	13.58*
Wall Bend 15" (overall trap length) 18" Center-End	18	1¼"	17.78*
		1½"	20.34*
		1½"	24.68*

*Option available for Professional Line P-Traps only.

See page 18 for special pricing on extra long 1½" 17GA wall bends.

CAST BRASS NIPPLES WITH HEAVY BRASS SET SCREW FLANGE

For use with ground joint and N.Y. regulation p-traps.



DESCRIPTION	PART #	PRICE
1¼ x 6	1127C	67.05
1½ x 6	2127C	74.41
2 x 6	3127C	199.16

CASE QTY. ECO-LINE P-TRAPS

(25 PER CARTON)

Offshore packaged P-Traps. Made to the same standards as Classic McGuire. Must be purchased in case quantity, except for 8912C18BECO and 8904CBECO. Options not available.



DESCRIPTION	PART #	CARTON QUANTITY	PRICE
1¼ x 1¼ 17GA Die Cast Nuts	C8872CECO	25	45.83
1¼ x 1¼ 17GA Brass Nuts, Box Flange	8872CBECO	25	47.51
1¼ x 1¼, 1¼ 17GA Die Cast Nuts	C8912CECO	25	48.68
1¼ x 1¼, 1½ 17GA Brass Nuts, Box Flange	8912CBECO	25	50.41
Same as 8912CBECO, Less Cleanout	8912CNCBECO	25	50.41
1¼ x 1¼, 1½ 17GA Box Flange 18" C-E*	8912C18BECO	1	69.61
1½/2 x 2, 2 17 GA Box Flange, Brass Nuts	8904CBECO	1	157.72

Note: 1 ½" Eco P-Traps are provided with 1 ¼ x 1 ½ reducing washer.

17GA TUBULAR MCT LINE P-TRAPS

AVAILABLE FOR SINGLE QUANTITY PURCHASE



Suffix Designations:

B = Box Flange

NC = No Cleanout

ZN = Zinc nuts

GJ = Ground Joint Wall Bend

DESCRIPTION	POLISHED CHROME	
	PART #	PRICE
1¼ x 1¼ 17GA, Brass nuts	MCT125085	27.90
1¼ x 1¼ 17GA, Brass nuts	MCT125085B	28.03
1¼ x 1¼ 17GaA, Brass nuts	MCT125085NC	24.20
1¼ x 1¼ 17GA, Brass nuts	MCT125085NCB	24.82
1¼ x 1¼ 17GA	MCT125075ZN	24.41
1¼ x 1¼ 17GA	MCT125075NCZN	22.06
1½, 1¼ x 1½ 17GA, Brass nuts	MCT150090B	30.92
1½, 1¼ x 1½ 17GA	MCT150075ZN	27.53
1½, 1¼ x 1½ 17GA	MCT150075NCZN	24.91
1½, 1¼ x 1½ 17GA, Brass nuts	MCT150090NCB	28.03
1½, 1¼ x 1½ 17GA, Brass nuts	MCT150090NCGJB	28.05
1½, 1¼ x 1½ 17GA, Brass nuts	MCT150090NCGJ	28.00
1¼, 1½ x 1¼ 17GA, Brass nuts	MCT150150B	47.01

17GA SEAMLESS TUBULAR N.Y. UTILITY P-TRAPS

AVAILABLE FOR SINGLE QUANTITY PURCHASE



Solid, heavy 17GA seamless tubular brass with 10" utility arm and box flange.

DESCRIPTION	PART #	FINISH	PRICE
1¼ x 1¼, 1¼	MCT150UTL17B	chrome	45.25

PROWRAP™ INSULATORS PATENTED

PREWRAPPED CAST BODY P-TRAP WITH TUBULAR WALL BEND



Available less cleanout



DESCRIPTION	PART #	PRICE
1¼ x 1¼ P-Trap Assembly	PW2125	176.31
1¼ x 1¼, 1½ x 1½ P-Trap Assembly	PW2150	182.33
1¼ x 1¼, 1½ x 1½ Assembly less cleanout	PW2150NCO	182.33
Same as PW2150NCO with ground joint wall bend	PW2150GJ	182.33
1¼ x 1½ Vandal Trap®	PWV8902	209.13
1¼ x 1½ Vandal Trap® less cleanout	PWV8902NCO	209.13
1½ x 1½ Vandal Trap®	PWV8912	209.13
1½ x 1½ Vandal Trap® less cleanout	PWV8912NCO	209.13

PREWRAPPED CAST BRASS GROUND JOINT SWIVEL P-TRAP (LA STYLE)



Available less cleanout

DESCRIPTION	PART #	PRICE
1¼ x 1¼, 1½ x 1½ IPS Outlet	PW8090	189.11
1¼ x 1¼, 1½ x 1½ IPS Outlet less cleanout	PW8090NCO	189.11
1¼ x 1½ Vandal Trap®	PWV8090	210.39
1¼ x 1½ Vandal Trap® less cleanout	PWV8090NCO	210.39
1½ x 1½ Vandal Trap®	PWV8089	210.39
1½ x 1½ Vandal Trap® less cleanout	PWV8089NCO	210.39

PREWRAPPED CAST BODY P-TRAP WITH LAVATORY OFFSET ASSEMBLY



Available with McGuire's Heavy Duty Durable Chrome Finish Grid Strainers



DESCRIPTION	PART #	PRICE
1¼ x 1¼ Trap w/ Lavatory Offset Assembly	PW2125WC	261.63
1¼ x 1¼ Trap w/ Lavatory Offset Assembly same as PW2150WC except w/ground joint wall bend	PW2150WC	267.57
1¼ x 1¼ Trap w/ PRODRAIN™ Offset Assembly	PW2150GJWC	267.57
1¼ x 1¼ Trap w/ PRODRAIN™ Offset Assembly same as PW2150WC except with PW155HDWC	PW2125WC PRO	263.96
1¼ x 1½ Trap w/ PRODRAIN™ Offset Assembly	PW2150WC PRO	270.01
1½ x 1½ Trap w/ PRODRAIN™ Offset Assembly same as PW2150WC except with PW155HDWC	PW2125HDWC	272.22
1½ x 1½ Trap w/ PRODRAIN™ Offset Assembly same as PW2150WC except with PW155HDWC	PW2150HDWC	278.11

RETROFIT INSULATION



DESCRIPTION	PART #	PRICE
For 1¼ and 1½ Traps	PW2000	123.22
For 1¼ and 1½ Traps w/ Offset Drain Cover	PW2000WC	147.94
Lavatory Offset Drain Cover	PWWC	25.97

PREWRAPPED OFFSET LAVATORY AND SINK STRAINER ASSEMBLY

Available with McGuire's Heavy Duty Durable Chrome Finish Grid Strainers or PRODRAIN™.



DESCRIPTION	PART #	PRICE
1¼ PreWrapped Lavatory Offset Assembly	PW155WC	86.57
1¼ PreWrapped Offset with Heavy Duty Finish Grid Drain	PW155HDWC	97.10
1¼ PreWrapped ProDrain™ Offset Assembly	PWPRODRAINWC	88.93
1¼ PreWrapped Lift and Turn Assembly	PW155LATWC	101.55
1¼ PreWrapped Chain & Stopper Assembly	PW155CRSWC	85.01
1½ Sink Offset Assembly	PW1000WC	201.44
1½ Offset with 151 Brass Strainer	PW1151WC	242.13
1½ Offset with 151A Stainless Strainer	PW1151AWC	231.96
1½ Offset with 149 Brass Strainer	PW1149WC	223.21
1½ Offset with 152 Brass Strainer	PW1152WC	239.67

PREWRAPPED CONTINUOUS WASTES 1½ END OUTLET



DESCRIPTION	PART #	PRICE
1½" Prewrapped End Outlet 16" CTR 17GA	PW111C16G17	172.39

PREWRAPPED CONTINUOUS WASTES 1½ CENTER OUTLET



DESCRIPTION	PART #	PRICE
1½" Prewrapped Center Outlet 16" CTR 17GA	PW113C16G17	233.52



SANIGUARD®

P-TRAPS

DESCRIPTION	PART #	CARTON QUANTITY	PRICE
1¼" Cast Body Trap	8872CBSAN	25	90.93
1¼" x 1½" Cast Body Trap	8902CBSAN	25	98.24
1½" Cast Body Trap	8912CBSAN	25	98.24
1½" Less cleanout	8912CNCBSAN	25	103.39
1½" x 1½" IPS Cast Body Trap	8089CSAN	25	104.81
1½" x 1½" IPS	8090CSAN	25	104.81
1½" x 1½" IPS less cleanout	8090CNCBSAN	25	104.81
2", 1½" x 2" Cast Body Trap	8904CBSAN	10	322.09

PO PLUGS AND STRAINERS

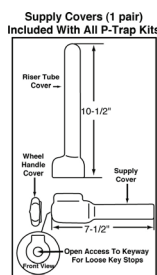
DESCRIPTION	PART #	CARTON QUANTITY	PRICE
Lavatory Open Grid PO Plug	155ASAN	44	53.92
Offset Lavatory Open Grid PO Plug	155WCSAN	25	81.83
PRODRAIN™ No Overflow Lavatory Strainer	PRODRAINASAN	44	55.13
PRODRAIN™ Offset No Overflow Lavatory Strainer	PRODRAINWCSAN	44	83.09
Stainless Steel Basket Strainer	151ASAN	25	71.36
Brass Basket Strainer	151SAN	25	83.86
Wide Top Sink Strainer	152SAN	25	76.44
Offset with 151 Strainer	1151WCSAN	25	238.01

PREWRAPPED CONTINUOUS WASTES 1½ END OUTLET

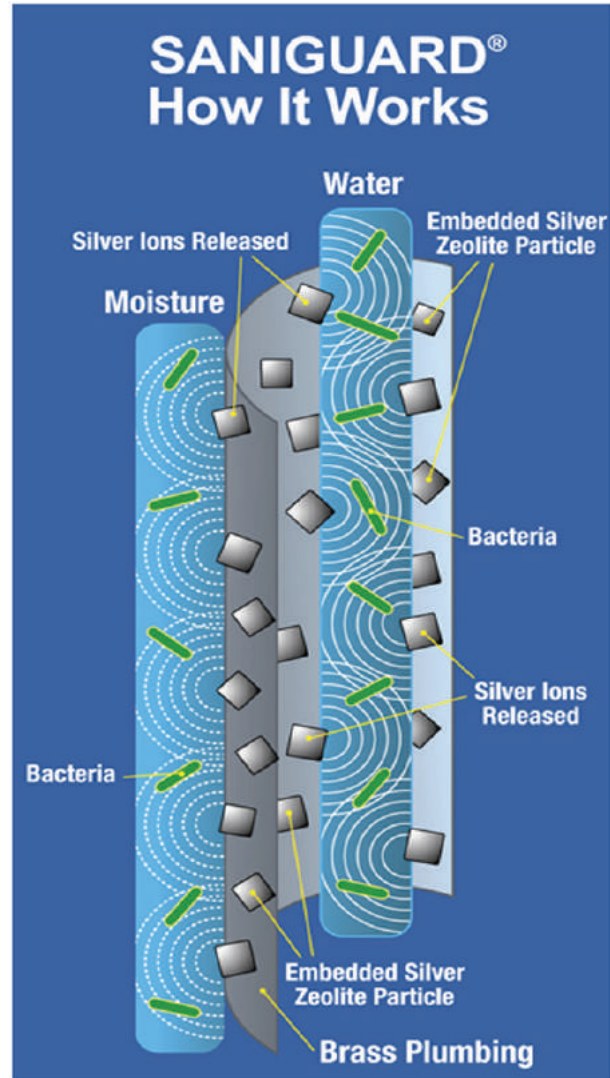
DESCRIPTION	PART #	PRICE
1½" Prewrapped End Outlet 16" CTR 17GA	PW111C16G17SAN	333.60

PROWRAP™ SANIGUARD® TREATED

PREWRAPPED SANIGUARD TREATED CAST BODY P-TRAP AND STRAINERS WITH LAVATORY OFFSET ASSEMBLY



DESCRIPTION	PART #	PRICE
1¼ x 1¼ Trap w/ Lavatory Offset Assembly	PW2125WCSAN	366.30
1¼ x 1½ Trap w/ Lavatory Offset Assembly	PW2150WCSAN	313.80
1¼ PreWrapped Lavatory Offset Assembly	PW155WCSAN	124.68
1¼ PreWrapped ProDrain™ Offset Assembly	PWProDrainWCSAN	132.69
1½ Sink Offset Assembly	PW1000WCSAN	221.58
1½ Offset with 152 Brass Strainer	PW1152WCSAN	298.01



Most McGuire products can be treated in SANIGUARD®. Please consult McGuire for pricing on additional items. Please be advised that some items are subject to McGuire's return approval policies.



STRAINERS AND P.O. PLUGS

Urinal Strainers

CAST BRASS BEEHIVE URINAL STRAINERS

Optional: vandal resistant screws are available.



DESCRIPTION	PART #	FINISH	PRICE
Cast Brass Beehive Strainer Replacement Top w/Screws	1303 BT	chrome chrome	91.56 39.63

CAST BRASS FLAT GRID URINAL STRAINERS

Optional: vandal resistant screws are available.



DESCRIPTION	PART #	FINISH	PRICE
Flat Grid 2" Strainer for lead caulk or soil pipe Replacement Top w/Screws	1233 FT	chrome chrome	79.44 29.59
2" IPS Adj Connections	1233A2	chrome	106.00
3" IPS Adj Connections	1233A3	chrome	127.38

Shower Stall Strainers

Optional: vandal resistant screws are available.



DESCRIPTION	PART #	FINISH	PRICE
1½ FIP Strainer	1266	chrome	21.43
2" FIP Strainer	1266A	chrome	20.82
2" FIP Strainer w/ vandal-resistant screws	1266AV	chrome	25.00

WIDE TOP SINK STRAINER

Available in Type 316 and 304 Stainless Steel and Vandal Proof



DESCRIPTION	PART #	FINISH	PRICE
Wide Top Sink Strainer with 4" tailpiece	152	chrome	56.06
Same with Brass Nuts	152N	chrome	57.68
Same as 152 less Tailpiece	152LT	chrome	48.24
Type 304 Stainless Steel	152NSS	chrome	43.35
Type 316 Stainless Steel VANDAL	152NVSS316	chrome	81.35

Classic McGuire Basket Strainers BRASS

Furnished with 1½" x 4" tailpiece, cast brass lock and coupling nuts.



DESCRIPTION	PART #	FINISH	PRICE
Brass Basket Strainer	151	chrome	63.46
Same with 17GA Tailpiece	151M	chrome	66.79
Same as 151 less Tailpiece	151LT	chrome	56.20

STAINLESS STEEL

Furnished with 1½" x 4" tailpiece.



DESCRIPTION	PART #	FINISH	PRICE
Stainless Steel Shell	151A	chrome	50.97
Same as 151A except 17GA Tailpiece	151AM	chrome	62.52
Same less Tailpiece	151ALT	chrome	39.11

Eco-Line Basket Strainers (24 per carton)

DESCRIPTION	PART #	FINISH	PRICE
Stainless Steel Shell	151AECO	chrome	30.69

Type 316 Conical Basket Strainer



DESCRIPTION	PART #	FINISH	PRICE
Type 316 Stainless Steel	151CNSS316	chrome	89.65

Sink Strainers TRAY PLUG



DESCRIPTION	PART #	FINISH	PRICE
Tray Plug w/Rubber Stopper incl. 4" Tlpc. w/Brass Nuts	150	chrome	37.44
Same as 150 w/ 17GA Tlpc.	150M	chrome	39.81
Same as 150 less Tailpiece	150LT	chrome	30.22

FLAT GRID



DESCRIPTION	PART #	FINISH	PRICE
Flat Grid Wrought Sink Strainer w/ 4" Tailpiece and Brass Nuts	149	chrome	36.65
Same as 149 less Tailpiece	149LT	chrome	29.42

BAR SINK STRAINERS

Furnished with 1½" x 4" 20GA tailpiece and cast brass lock nuts.



DESCRIPTION	PART #	FINISH	PRICE
Bar Sink Strainer	153	chrome	37.29
Deep Bar Sink Strainer	154	chrome	57.11
Same as 153 less Tailpiece	153LT	chrome	30.01
Same as 154 less Tailpiece	154LT	chrome	49.92



P.O. PLUGS

HEAVY BRASS SOLID TOP OPEN GRID

1-1/4" drain furnished with 6" 17GA tailpiece, and cast brass lock nut. Other tailpiece lengths available.



DESCRIPTION	PART #	FINISH	PRICE
"Classic McGuire"			
1 1/4" OD 6" Tailpiece	155A	chrome	38.84
1 1/4" OD 6" Tailpiece	155ASC	satın	46.40
1 1/4" OD 8" Tailpiece	155A8	chrome	48.41
1 1/4" OD 10" Tailpiece	155A10	chrome	52.06
1 1/4" OD 12" Tailpiece	155A12	chrome	56.15
1 1/2" OD 6" Tailpiece	155A2	chrome	49.34
1 1/2" OD 12" Tailpiece	155A212	chrome	71.29

ECO-LINE Solid Top Open Grid (25 per carton)

DESCRIPTION	PART #	FINISH	PRICE
1 1/4" OD 6" Tailpiece	155AECO	chrome	24.26

HEAVY DUTY FINISH HD GRID DRAIN

Looks better, lasts longer than conventional chrome plated finishes. Durable finish heavy solid top open grid P. O. plug. Furnished with 6" 17GA tailpiece and cast brass lock nut.



DESCRIPTION	PART #	FINISH	PRICE
1 1/4" OD 6" Tailpiece	HD155A	PVD chrome	55.27

MCGUIRE'S PRODRAIN™

No Overflow

Heavy cast brass grid drain for lavatories without overflows furnished with 1 1/4" x 6" 17GA tailpiece. Other tailpiece lengths available.



DESCRIPTION	PART #	FINISH	PRICE
1 1/4" Strainer Less Overflow	ProDrain	chrome	41.80
Same with 1 1/2" Tailpiece	ProDrain2	chrome	56.20

HEAVY BRASS CHAIN AND RUBBER STOPPER

Furnished with cast brass follower and 1 1/4" x 6" 17GA tailpiece. (8", 10" and 12" tailpieces available).

DESCRIPTION	PART #	FINISH	PRICE
Chain and Stopper	155	chrome	41.37

HEAVY BRASS POP UP

Furnished with 1 1/4" x 4" 17GA tailpiece and cast brass lock nut. Other tailpiece lengths available.

DESCRIPTION	PART #	FINISH	PRICE
Pop Up Plug	155MP	chrome	43.45

HEAVY CAST BRASS LIFT AND TURN

Furnished with 1 1/4" x 6" 17GA tailpiece. Other tailpiece lengths available.

DESCRIPTION	PART #	FINISH	PRICE
Lift and Turn	155LAT	chrome	46.04
Same less Tailpiece	155LATLT	chrome	36.78

OFFSET LAVATORY STRAINERS

All Available with A.D.A. Compliant Insulator Kit Prewrapped or Retrofit with McGuire's PROWRAP™. See page 4.



DESCRIPTION	PART #	FINISH	PRICE
Wheelchair Lavatory Strainer	155WC	chrome	72.81

ECO-LINE (25 PER CARTON ONLY)

DESCRIPTION	PART #	FINISH	PRICE
Wheelchair Lavatory Strainer	155WCECO	chrome	45.07

HEAVY DUTY DURABLE FINISH

"Looks Better, Lasts Longer than Conventional Chrome Plated Finishes".

DESCRIPTION	PART #	FINISH	PRICE
Wheelchair Lavatory Strainer	HD155WC	PVD chrome	89.25

LIFT AND TURN P.O. PLUG



DESCRIPTION	PART #	FINISH	PRICE
Wheelchair Lavatory Strainer	155LATWC	chrome	90.93

CHAIN & RUBBER STOPPER STRAINER

DESCRIPTION	PART #	FINISH	PRICE
Wheelchair Lavatory Strainer	155CR5WC	chrome	71.00

McGuire's PRODRAIN™ ADA Strainer

Heavy cast brass offset grid strainer for lavatories without overflows. ADA compliant. ProWrap see page 4.



DESCRIPTION	PART #	FINISH	PRICE
1 1/4" Wheelchair Strainer less overflow	PRODRAINWC	chrome	75.74

OFFSET SINK STRAINERS

Available in Type 316 and 304 Stainless Steel



DESCRIPTION	PART #	FINISH	PRICE
Offset Only	1000WC	chrome	78.55
Offset w/151 Strainer	1151WC	chrome	113.67
Offset w/151A Strainer	1151AWC	chrome	117.81
Offset w/149 Strainer	1149WC	chrome	112.77
Offset w/152 Strainer	1152WC	chrome	119.88
Offset w/153 Strainer	1153WC	chrome	116.76
Type 316 w/Conical Strainer	1151CNWCSS316	chrome	163.23
Type 304 w/152 Strainer	1152NWCSS	chrome	116.94
Type 316 w/ 152 VANDAL	1152NVWCSS316	chrome	154.94



convertible™ II ball valve

PEX F1960



ANGLE 1/4 TURN BRASS BALL VALVE

DESCRIPTION	PART #	PRICE
½ PEX-F1960 x ¾ OD	LFBV2-6X53	16.63
½ PEX-F1960 x ½ OD	LFBV2-6X55	17.12

STRAIGHT 1/4 TURN BRASS BALL VALVE

DESCRIPTION	PART #	PRICE
½ PEX-F1960 x ¾ OD	LFBV2-6XST53	17.40
½ PEX-F1960 x ½ OD	LFBV2-6XST55	17.92

PEX F1807



STRAIGHT 1/4 TURN BRASS BALL VALVE

DESCRIPTION	PART #	PRICE
½ PEX-F1807 x ¾ OD	LFBV2-3XST53	17.52
½ PEX-F1807 x ½ OD	LFBV2-3XST55	18.07

ANGLE 1/4 TURN BRASS BALL VALVE

DESCRIPTION	PART #	PRICE
½ PEX-F1807 x ¾ ODD	LFBV2-3X53	16.68
½ PEX-F1807 x ½ OD	LFBV2-3X55	17.19

CPVC



ANGLE 1/4 TURN BRASS BALL VALVE

DESCRIPTION	PART #	PRICE
½ CPVC x ¾ OD	LFBV2-4P53	17.85
½ CPVC x ½ OD	LFBV2-4P55	18.37

STRAIGHT 1/4 TURN BRASS BALL VALVE

DESCRIPTION	PART #	PRICE
½ CPVC x ¾ OD	LFBV2-4PST53	18.75
½ CPVC x ½ OD	LFBV2-4PST55	19.29



PIPE X COMPRESSION



DESCRIPTION	PART #	CARTON QUANTITY	PRICE
ANGLE			
3/8 IPS x 3/8 OD	LFBV2-01	100	15.91
1/2 IPS x 3/8 OD	LFBV2-02	100	16.71
3/8 IPS x 1/2 OD	LFBV2-03	100	16.46
1/2 IPS x 1/2 OD	LFBV2-04	100	17.24
STRAIGHT			
3/8 IPS x 3/8 OD	LFBV2-11	100	16.71
1/2 IPS x 3/8 OD	LFBV2-12	100	17.55
1/2 IPS x 1/2 OD	LFBV2-14	100	18.09

SWEAT X COMPRESSION



DESCRIPTION	PART #	CARTON QUANTITY	PRICE
ANGLE			
1/2 NOMINAL SWEAT x 3/8 OD	LFBV2-07	100	15.65
1/2 NOMINAL SWEAT x 1/2 OD	LFBV2-08	100	16.16
STRAIGHT			
1/2 NOMINAL SWEAT x 3/8 OD	LFBV2-16	100	16.43
1/2 NOMINAL SWEAT x 1/2 OD	LFBV2-19	100	16.98

CLASSIC CONVERTIBLE™

CONVERTIBLE™ QUARTER-TURN BALL VALVES ANGLE STOPS

DESCRIPTION	PART #	CARTON QUANTITY	PRICE
3/8 IPS x 3/8 OD	LFBV01	100	23.25
1/2 IPS x 3/8 OD	LFBV02	100	23.84
1/2 Nominal x 3/8 OD	LFBV09	100	24.22
1/2 Copper Swt x 3/8 OD w/5" Ext.	LFBV082	100	27.77
1/2 Copper Swt x 3/8 OD	LFBV07	100	23.58

SWEAT X COMPRESSION W/EXT.



DESCRIPTION	PART #	CARTON QUANTITY	PRICE
ANGLE			
1/2 Copper SWEAT w/ EXT x 3/8 OD	LFBV2-082	100	20.85
1/2 Copper SWEAT w/ EXT x 1/2 OD	LFBV2-084	100	20.10
STRAIGHT			
1/2 Copper SWEAT w/ EXT x 3/8 OD	LFBV2-182	100	20.18

COMPRESSION X COMPRESSION

DESCRIPTION	PART #	CARTON QUANTITY	PRICE
ANGLE			
1/2 NOM COMPRESSION x 3/8 OD	LFBV2-09	100	17.09
1/2 NOM COMPRESSION x 1/2 OD	LFBV2-10	100	17.63
STRAIGHT			
1/2 NOM COMPRESSION x 3/8 OD	LFBV2-17	100	17.97
1/2 NOM COMPRESSION x 1/2 OD	LFBV2-18	100	18.50



BV2PRESS CONNECTION



DESCRIPTION	PART #	CARTON QUANTITY	PRICE
ANGLE			
1/2 PRESS x 3/8 OD	LFBV2-PP38	100	17.52
1/2 PRESS x 1/2 OD	LFBV2-PP50	100	17.79
STRAIGHT			
1/2 PRESS x 3/8 OD	LFBV2-PPST38	100	17.72
1/2 PRESS x 1/2 OD	LFBV2-PPST50	100	17.97

CONVERTIBLE™ 1/4 TURN BALL VALVE SUPPLY KITS

FLEXIBLE SUPPLIES

Convertible™ and Convertible™ II Quarter-Turn Ball Valve Line



A true brass ball valve with a unique convertible handle, it's a loose key, it's a wheel handle, it's both. Engineered for all commercial applications, the Convertible™ II series is designed for high-use projects such as commercial multi-use residential.

LAVATORY SUPPLIES INCLUDE:

(2) Stop Valves, (2) Flexible Risers, (2) Chrome Plated Flanges

CLOSET SUPPLIES INCLUDE:

(1) Stop Valve, (1) Flexible Riser, (1) Chrome Plated Flange

LFBV= CONVERTIBLE™ LEGACY Line LFBV2= CONVERTIBLE™ II

BALL VALVE LAVATORY SUPPLIES

PIPE X COMPRESSION

DESCRIPTION	PART #	PRICE
3/8 IPS x 3/8 OD	LFBV165	58.87
3/8 IPS x 3/8 OD	LFBV2-165	44.52
3/8 IPS x 1/2 OD	LFBV2-167	70.60
1/2 IPS x 3/8 OD	LFBV2165	60.16
1/2 IPS x 3/8 OD	LFBV2-2165	49.82
1/2 IPS x 1/2 OD	LFBV2-2167	75.04

COMPRESSION X COMPRESSION

DESCRIPTION	PART #	PRICE
1/2 Nominal x 3/8 OD	LFBV2165CC	65.26
1/2 Nominal x 3/8 OD	LFBV2-2165CC	49.74
1/2 Nominal x 1/2 OD	LFBV2-2167CC	59.32

SWEAT X COMPRESSION

DESCRIPTION	PART #	PRICE
1/2 Copper Sweat x 3/8 OD	LFBV175	63.60
1/2 Copper Sweat x 3/8 OD	LFBV2-175	43.87
1/2 Copper Sweat x 1/2 OD	LFBV2-177	67.24

SWEAT X COMPRESSION (WITH 5" EXTENSION TUBE)

DESCRIPTION	PART #	PRICE
1/2 Copper Sweat x 3/8 OD	LFBV170	76.85
1/2 Copper Sweat x 3/8 OD	LFBV2-170	65.55
1/2 Copper Sweat x 1/2 OD	LFBV2-171	66.10

CLOSET SUPPLIES

PIPE X COMPRESSION

DESCRIPTION	PART #	PRICE
3/8 IPS x 3/8 OD	LFBV166	41.80
3/8 IPS x 3/8 OD	LFBV2-166	26.50
3/8 IPS x 1/2 OD	LFBV2-169	39.56
1/2 IPS x 3/8 OD	LFBV2166	42.44
1/2 IPS x 3/8 OD	LFBV2-2166	29.30
1/2 IPS x 1/2 OD	LFBV2-2169	41.92

SWEAT X COMPRESSION

DESCRIPTION	PART #	PRICE
1/2 Copper Sweat x 3/8 OD	LFBV185	43.84
1/2 Copper Sweat x 3/8 OD	LFBV2-185	26.20
1/2 Copper Sweat x 1/2 OD	LFBV2-187	44.25

COMPRESSION X COMPRESSION

DESCRIPTION	PART #	PRICE
1/2 Nominal x 3/8 OD	LFBV2166CC	44.64
1/2 Nominal x 3/8 OD	LFBV2-2166CC	27.69
1/2 Nominal x 1/2 OD	LFBV2-2169CC	32.05

SWEAT X COMPRESSION (WITH 5" EXTENSION TUBE)

DESCRIPTION	PART #	PRICE
1/2 Copper Sweat x 3/8 OD	LFBV172	48.88
1/2 Copper Sweat x 3/8 OD	LFBV2-172	35.29
1/2 Copper Sweat x 1/2 OD	LFBV2-173	39.94

LAVATORY AND CLOSET RIGID SUPPLIES

DESCRIPTION	PART #	PRICE
3/8 IPS STD LAVATORY ANGLE	LFBV2-158	110.19
3/8 IPS STD LAVATORY STRAIGHT	LFBV2-157	292.31
3/8 IPS STD CLOSET ANGLE	LFBV2-159	57.45
3/8 IPS STD CLOSET STRAIGHT	LFBV2-160	92.86

BRASS TAILPIECES NOT INCLUDED - SOLD SEPARATELY

DESCRIPTION	PART #	PRICE
1/4 x 2 Straight EA.	TPC2STR	10.50
1/4 x 2 Offset EA.	TPC2OFR	17.33



convertible™ II

Ball Valve

KIT ADDERS ONLY

FLANGE OPTIONS - Use suffix after supply part

DESCRIPTION	SUFFIX	ADDITIONAL CHARGE	
		CLOSET	LAVATORY
Heavy Brass, Set Screw, Chrome Plated	F	13.20 ea.	25.80 pr.
Deep Flange (Bell Type), Chrome Plated Wrought Brass	DF	9.73 ea.	19.47 pr.
Deep Flange (Bell Type), Chrome Plated Steel	SDF	2.07 ea.	4.13 pr.

NIPPLE OPTIONS - Use suffix after supply part

DESCRIPTION	SUFFIX	ADDITIONAL CHARGE		
		CLOSET		LAVATORY
3" Nipple	N3	11.65 ea.	3/8 IPS	23.29 pr.
		17.25 ea.	1/2 IPS	34.55 pr.
5" Nipple	N5	18.01 ea.	3/8 IPS	36.02 pr.
		21.90 ea.	1/2 IPS	43.82 pr.

RISER OPTIONS FLEXIBLE COPPER - Use suffix after supply part

DESCRIPTION	SUFFIX	ADDITIONAL CHARGE	
		3/8" OD	1/2" OD
Lavatory	15"	R15	5.52 pr. N/C
	20"	R20	11.84 pr. 14.18 pr.
	36"	R36	52.74 pr. N/C
Closet	20"	R20	6.22ea. 6.92 ea.
	12"	CR	8.44 ea.
Compression	12"	CR20	16.77 ea.
	12"	SR	4.52 ea.
	20"	SR20	12.40 ea.

RISER OPTIONS BRAIDED STAINLESS STEEL

Use suffix after supply part #

DESCRIPTION	SUFFIX	ADDITIONAL CHARGE	
		3/8" OD	1/2" OD
Lavatory	9"	SS9	N/C
	12"	SS12	N/C
	16"	SS16	4.89 pr.
	20"	SS20	7.27 pr. 2.53 pr.
	30"	SS30	13.82 pr.
	36"	SS36	19.04 pr.
Closet	12"	SS12	2.51 ea. N/C
	20"	SS20	4.60 ea.

N/C = No additional charge

LOCK SHIELD CAPS AND LOOSE KEYS

Use suffix after supply part #

DESCRIPTION	SUFFIX	ADDITIONAL CHARGE	
		CLOSET	LAVATORY
For Premier and Heavy Pattern	C	3.98 ea.	7.95 pr.

Adder Pricing NOTE:

Please contact customer service for verification of pricing on all adder components when building a custom supply kit prior to submitting your purchase order.

customerservice@mcguiremfg.com or call (203) 699-1801.

STANDARD BALL VALVE KIT ADDERS

FLANGE OPTIONS - Use suffix after supply part

DESCRIPTION	SUFFIX	ADDITIONAL CHARGE	
		CLOSET	LAVATORY
Heavy Brass, Set Screw, Chrome Plated	F	13.86 ea.	27.76 pr.
Deep Flange (Bell Type), Chrome Plated Wrought Brass	DF	10.22 ea.	20.45 pr.
Deep Flange (Bell Type), Chrome Plated Steel	SDF	2.16 ea.	4.33 pr.

NIPPLE OPTIONS - Use suffix after supply part

DESCRIPTION	SUFFIX	ADDITIONAL CHARGE		
		CLOSET		LAVATORY
3" Nipple	N3	12.23 ea.	3/8 IPS	24.46 pr.
		18.12 ea.	1/2 IPS	36.27 pr.
5" Nipple	N5	18.91 ea.	3/8 IPS	37.81 pr.
		23.01 ea.	1/2 IPS	46.00 pr.

RISER OPTIONS FLEXIBLE COPPER - Use suffix after supply part

DESCRIPTION	SUFFIX	ADDITIONAL CHARGE	
		3/8" OD	1/2" OD
Lavatory	15"	R15	5.80 pr. N/C
	20"	R20	12.43 pr. 14.89 pr.
	36"	R36	55.38 pr. N/C
Closet	20"	R20	6.52 ea. 7.27 ea.
	12"	CR	8.86 ea.
Compression	12"	CR20	17.61 ea.
	12"	SR	4.74 ea.
	20"	SR20	13.02 ea.

RISER OPTIONS BRAIDED STAINLESS STEEL

Use suffix after supply part #

DESCRIPTION	SUFFIX	ADDITIONAL CHARGE	
		3/8" OD	1/2" OD
Lavatory	9"	SS9	N/C
	12"	SS12	2.64 pr. N/C
	16"	SS16	5.14 pr.
	20"	SS20	7.63 pr. 2.65 pr.
	30"	SS30	14.52 pr.
	36"	SS36	18.68 pr.
Closet	12"	SS12	2.64 ea. N/C
	20"	SS20	4.84 ea.

N/C = No additional charge

LOCK SHIELD CAPS AND LOOSE KEYS

Use suffix after supply part #

DESCRIPTION	SUFFIX	ADDITIONAL CHARGE	
		CLOSET	LAVATORY
For Premier and Heavy Pattern	C	4.18 ea.	8.35 pr.



INTEGRAL CHECK STOP VALVES

Pipe x Compression

LK= Loose Key

DESCRIPTION	PART #	CARTON QUANTITY	PRICE
3/8 IPS x 3/8 OD STD	LFCK01	100	41.25
3/8 IPS x 3/8 OD STL LK	LFCK01LK	100	49.49
1/2 IPS x 3/8 OD STD	LFCK02	100	41.56
1/2 IPS x 3/8 OD STD LK	LFCK02LK	100	50.47
3/8 IPS x 1/2 OD STD	LFCK03	100	46.37
3/8 IPS x 1/2 OD STD LK	LFCK03LK	100	54.50
1/2 IPS x 1/2 OD STD	LFCK04	100	46.98
1/2 IPS x 1/2 OD STD LK	LFCK04LK	100	55.17

Sweat x Compression or Sweat with 5" Extension

DESCRIPTION	PART #	CARTON QUANTITY	PRICE
1/2 Copper Swt x 3/8 OD	LFCK07	100	52.41
1/2 Copper Swt x 3/8 OD LK	LFCK07LK	100	60.68
1/2 Copper Swt x 3/8 OD with EXT	LFCK082	100	70.08
1/2 Copper Swt x 3/8 OD LK with EXT	LFCK082LK	100	77.91

Compression x Compression

DESCRIPTION	PART #	PRICE
1/2 Nominal x 3/8 OD	LFCK09	50.52
1/2 Nominal x 3/8 OD	LFCK09LK	58.76

INTEGRAL CHECK SUPPLY KITS

Pipe x Compression


DESCRIPTION	PART #	PRICE
3/8 IPS x 3/8 OD	LFCK165	108.33
3/8 IPS x 3/8 OD	LFCK165LK	126.80
3/8 IPS x 1/2 OD	LFCK167	134.31
3/8 IPS x 1/2 OD	LFCK167LK	150.61
1/2 IPS x 3/8 OD	LFCK2165	111.04
1/2 IPS x 3/8 OD	LFCK2165LK	135.95
1/2 IPS x 1/2 OD	LFCK2167	135.95
1/2 IPS x 1/2 OD	LFCK2167LK	150.65

Compression x Compression

DESCRIPTION	PART #	PRICE
1/2 Nominal x 3/8 OD	LFCK2165CC	125.85
1/2 Nominal x 3/8 OD	LFCK2165CCLK	141.65

Sweat x Compression or Sweat with 5" Extension

DESCRIPTION	PART #	PRICE
1/2 Copper Sweat x 3/8 OD	LFCK175	152.05
1/2 Copper Sweat x 3/8 OD	LFCK175LK	167.87
1/2 Copper Sweat x 3/8 OD WITH 5" EXTENSION	LFCK170	172.36
1/2 Copper Sweat x 3/8 OD WITH 5" EXTENSION	LFCK170LK	188.49



COMMERCIAL FULL-TURN STOPS

Standard Line Lead Free Full turn compression set stem, solid brass stops.

Premiere Heavy Line Lead Free Full turn compression set heavy stem, heavy pattern stop, highly polished solid brass.

ANGLE STOPS

H= Heavy Premiere Line

LK= Loose Key



Pipe x Compression



DESCRIPTION	PART #	CARTON QUANTITY	PRICE
3/8 IPS x 3/8 OD STD	LFST01	100	11.91
3/8 IPS x 3/8 OD STL LK	LFST01LK	100	13.81
3/8 IPS x 3/8 OD HVY	LFHST01	100	27.07
3/8 IPS x 3/8 OD HVY LK	LFHST01LK	100	32.48
1/2 IPS x 3/8 OD STD	LFST02	100	13.98
1/2 IPS x 3/8 OD STD LK	LFST02LK	100	15.27
1/2 IPS x 3/8 OD HVY	LFHST02	100	27.27
1/2 IPS x 3/8 OD HVY LK	LFHST02LK	100	33.12
3/8 IPS x 1/2 OD STD	LFST03	100	15.53
3/8 IPS x 1/2 OD STD LK	LFST03LK	100	17.14
3/8 IPS x 1/2 OD HVY	LFHST03	100	30.43
3/8 IPS x 1/2 OD HVY LK	LFHST03LK	100	35.76
1/2 IPS x 1/2 OD STD	LFST04	100	18.36
1/2 IPS x 1/2 OD STD LK	LFST04LK	100	19.78
1/2 IPS x 1/2 OD HVY	LFHST04	100	30.83
1/2 IPS x 1/2 OD HVY LK	LFHST04LK	100	36.20



Sweat x Compression



DESCRIPTION	PART #	CARTON QUANTITY	PRICE
1/2 Copper Swt x 3/8 OD STD	LFST07	100	11.00
1/2 Copper Swt x 3/8 OD STD LK	LFST07LK	100	12.74
1/2 Copper Swt x 3/8 OD HVY	LFHST07	100	34.39
1/2 Copper Swt x 3/8 OD HVY LK	LFHST07LK	100	39.82
1/2 Copper Swt x 1/2 OD STD	LFST08	100	12.21
1/2 Copper Swt x 1/2 OD STD LK	LFST08LK	100	13.97



Sweat (with 5" extension)
x Compression

DESCRIPTION	PART #	CARTON QUANTITY	PRICE
½ Copper Swt x ¾ OD STD	LFST082	100	16.74
½ Copper Swt x ¾ OD STD LK	LFST082LK	100	18.58
½ Copper Swt x ¾ OD HVY	LFHST082	100	45.99
½ Copper Swt x ¾ OD HVY LK	LFHST082LK	100	51.13
½ Copper Swt x ½ OD STD	LFST084	100	18.28
½ Copper Swt x ½ OD STD LK	LFST084LK	100	19.71
½ Copper Swt x ½ OD HVY	LFHST084	100	47.47
½ Copper Swt x ½ OD HVY LK	LFHST084LK	100	52.85



Compression x Compression

DESCRIPTION	PART #	CARTON QUANTITY	PRICE
½ Nominal x ¾ OD STD	LFST09	100	13.76
½ Nominal x ¾ OD STD LK	LFST09LK	100	15.70
½ Nominal x ¾ OD HVY	LFHST09	100	33.15
½ Nominal x ¾ OD HVY LK	LFHST09LK	100	38.56
½ Nominal x ½ OD STD	LFST10	100	15.61
½ Nominal x ½ OD STD LK	LFST10LK	100	17.18
½ Nominal x ½ OD HVY	LFHST10	100	34.42
½ Nominal x ½ OD HVY LK	LFHST10LK	100	39.82



Pipe x Pipe with Stuffing Box

DESCRIPTION	PART #	CARTON QUANTITY	PRICE
¾ IPS x ¾ IPS STD	LFST05SB	100	14.93
¾ IPS x ¾ IPS STL LK	LFST05LKS	100	16.53
¾ IPS x ¾ IPS HVY	LFHST05SB	100	30.42
¾ IPS x ¾ IPS HVY LK	LFHST05LKS	100	35.76
½ IPS x ½ IPS HVY	LFHST06SB	100	32.12
½ IPS x ½ IPS HVY LK	LFHST06LKS	100	37.43

DUAL OUTLET STOPS



IPS, Sweat or Compression x Compression x Compression

DESCRIPTION	PART #	CARTON QUANTITY	PRICE
½ IPS x ¾ OD x ¾ OD STD	LFST02	100	22.89
½ Copper Swt x ¾ OD x ¾ OD STD	LFST07	100	22.54
½ Nominal x ¾ OD x ¾ OD STD	LFST09	100	25.24
½ Nominal x ¾ OD x ¾ OD STD LK	LFST09LK	100	27.18
½ Nominal x ¾ OD x 1/4 OD STD	LFSTDW09	100	31.25

STRAIGHT STOPS

Sweat x Compression (with 5" extension)

DESCRIPTION	PART #	CARTON QUANTITY	PRICE
½ Copper Swt x ¾ OD STD	LFST182	100	17.71
½ Copper Swt x ¾ OD STD LK	LFST182LK	100	19.30



Pipe x Compression

DESCRIPTION	PART #	CARTON QUANTITY	PRICE
¾ IPS x ¾ OD STD	LFST11	100	11.85
¾ IPS x ¾ OD STL LK	LFST11LK	100	13.27
¾ IPS x ¾ OD HVY	LFHST11	100	31.23
¾ IPS x ¾ OD HVY LK	LFHST11LK	100	32.48
½ IPS x ¾ OD STD	LFST12	100	17.43
½ IPS x ¾ OD STD LK	LFST12LK	100	17.43
¾ IPS x ½ OD STD	LFST13	100	15.46
¾ IPS x ½ OD STD LK	LFST13LK	100	16.99
½ IPS x ½ OD STD	LFST14	100	18.21
½ IPS x ½ OD STD LK	LFST14LK	100	19.78

Pipe x Pipe with Stuffing Box

DESCRIPTION	PART #	CARTON QUANTITY	PRICE
¾ IPS x ¾ IPS STD	LFST15SB	100	15.17
¾ IPS x ¾ IPS STD LK	LFST15LKS	100	17.49
½ IPS x ½ IPS STD	LFST155SB	100	17.30
½ IPS x ½ IPS STD LK	LFST155LKS	100	19.70



Sweat x Compression

DESCRIPTION	PART #	CARTON QUANTITY	PRICE
½ Copper Swt x ¾ OD STD	LFST16	100	12.46
½ Copper Swt x ¾ OD STD LK	LFST16LK	100	13.96
½ Copper Swt x ½ OD STD	LFST19	100	13.52
½ Copper Swt x ½ OD STD LK	LFST19LK	100	15.05



Compression x Compression

DESCRIPTION	PART #	CARTON QUANTITY	PRICE
½ Nominal x ¾ OD STD	LFST17	100	14.92
½ Nominal x ¾ OD STD LK	LFST17LK	100	16.49
½ Nominal x ½ OD STD	LFST18	100	16.08
½ Nominal x ½ OD STD LK	LFST18LK	100	17.65

LAVATORY AND CLOSET SUPPLY KITS

FLEXIBLE SUPPLIES

Economy Line (Case Qty. 25) Full turn compression set stem, solid brass stops.

Standard Line Full turn compression set stem, solid brass stops.

Heavy Pattern Line Full turn compression set heavy stem, heavy pattern stop, highly polished solid brass.

LAVATORY SUPPLIES INCLUDE:

(2) Stop Valves (2) Flexible Risers (2) Chrome Plated Flanges

CLOSET SUPPLIES INCLUDE:

(1) Stop Valve (1) Flexible Riser (1) Chrome Plated Flange

SUPPLY KIT ADDERS SEE PAGE 15

H= Heavy Pattern LK= Loose Key ECO= Economy Line

LAVATORY SUPPLIES

PIPE X COMPRESSION

DESCRIPTION	PART #	PRICE
3/8 IPS x 3/8 OD STD	LF165	40.25
3/8 IPS x 3/8 OD STD LK	LF165LK	44.04
3/8 IPS x 3/8 OD HVY	LFH165	72.58
3/8 IPS x 3/8 OD HVY LK	LFH165LK	83.22
3/8 IPS x 1/2 OD STD	LF167	63.84
3/8 IPS x 1/2 OD STD LK	LF167LK	74.04
3/8 IPS x 1/2 OD HVY	LFH167	88.14
3/8 IPS x 1/2 OD HVY LK	LFH167LK	98.84
1/2 IPS x 3/8 OD STD ECONOMY	LF2165ECO	37.09
1/2 IPS x 3/8 OD STD LK ECONOMY	LF2165LKECO	40.75
1/2 IPS x 3/8 OD STD	LF2165	45.05
1/2 IPS x 3/8 OD STD LK	LF2165LK	49.49
1/2 IPS x 3/8 OD HVY	LFH2165	72.88
1/2 IPS x 3/8 OD HVY LK	LFH2165LK	83.83
1/2 IPS x 1/2 OD STD	LF2167	67.87
1/2 IPS x 1/2 OD STD LK	LF2167LK	78.64
1/2 IPS x 1/2 OD HVY	LFH2167	89.22
1/2 IPS x 1/2 OD HVY LK	LFH2167LK	98.86

COMPRESSION X COMPRESSION

DESCRIPTION	PART #	PRICE
1/2 Nominal x 3/8 OD STD	LF2165CC	44.98
1/2 Nominal x 3/8 OD STD LK	LF2165CCCLK	47.52
1/2 Nominal x 3/8 OD STD ECONOMY	LF2165CCCECO	37.04
1/2 Nominal x 3/8 OD STD LK ECONOMY	LF2165CCCLKECO	38.06
1/2 Nominal x 3/8 OD HVY	LFH2165CC	82.59
1/2 Nominal x 3/8 OD HVY LK	LFH2165CCCLK	92.96
1/2 Nominal x 1/2 OD STD	LF2167CC	53.66
1/2 Nominal x 1/2 OD STD LK	LF2167CCCLK	58.70
1/2 Nominal x 1/2 OD HVY	LFH2167CC	93.73
1/2 Nominal x 1/2 OD HVY LK	LFH2167CCCLK	102.77

SWEAT X COMPRESSION

DESCRIPTION	PART #	PRICE
1/2 Copper Sweat x 3/8 OD STD	LF175	39.68
1/2 Copper Sweat x 3/8 OD STD LK	LF175LK	42.90
1/2 Copper Sweat x 3/8 OD HVY	LFH175	99.79
1/2 Copper Sweat x 3/8 OD HVY LK	LFH175LK	110.17
1/2 Copper Sweat x 1/2 OD STD	LF177	60.81
1/2 Copper Sweat x 1/2 OD STD LK	LF177LK	76.97

SWEAT X COMPRESSION (WITH 5" EXTENSION TUBE)

DESCRIPTION	PART #	PRICE
1/2 Copper Sweat x 3/8 OD STD	LF170	59.28
1/2 Copper Sweat x 3/8 OD STD LK	LF170LK	66.50
1/2 Copper Sweat x 3/8 OD STD ECONOMY	LF170ECO	48.55
1/2 Copper Sweat x 3/8 OD STD LK ECONOMY	LF170LKECO	55.64
1/2 Copper Sweat x 3/8 OD HVY	LFH170	113.12
1/2 Copper Sweat x 3/8 OD HVY LK	LFH170LK	123.70
1/2 Copper Sweat x 1/2 OD STD	LF171	59.78
1/2 Copper Sweat x 1/2 OD STD LK	LF171LK	64.64
1/2 Copper Sweat x 1/2 OD HVY	LFH171	116.89
1/2 Copper Sweat x 1/2 OD HVY LK	LFH171LK	127.51

STRAIGHT LAVATORY SUPPLIES

DESCRIPTION	PART #	PRICE
1/2 Nominal x 3/8 OD STD	LF3165CC	58.31
1/2 Nominal x 3/8 OD STD LK	LF3165CCCLK	61.58
1/2 Copper Sweat w/5" x 3/8 OD STD	LF270	61.58
1/2 Copper Sweat w/5" x 3/8 OD STD LK	LF270LK	68.04

CLOSET SUPPLIES

PIPE X COMPRESSION H= Heavy Premiere Line LK= Loose Key

DESCRIPTION	PART #	PRICE
3/8 IPS x 3/8 OD STD	LF166	23.95
3/8 IPS x 3/8 OD STD LK	LF166LK	26.05
3/8 IPS x 3/8 OD HVY	LFH166	40.29
3/8 IPS x 3/8 OD HVY LK	LFH166LK	49.26
3/8 IPS x 1/2 OD STD	LF169	35.78
3/8 IPS x 1/2 OD STD LK	LF169LK	40.49
3/8 IPS x 1/2 OD HVY	LFH169	50.83
3/8 IPS x 1/2 OD HVY LK	LFH169LK	56.41
1/2 IPS x 3/8 OD STD	LF2166	26.50
1/2 IPS x 3/8 OD STD LK	LF2166LK	28.50
1/2 IPS x 3/8 OD HVY	LFH2166	40.51
1/2 IPS x 3/8 OD HVY LK	LFH2166LK	46.25
1/2 IPS x 1/2 OD STD	LF2169	37.90
1/2 IPS x 1/2 OD STD LK	LF2169LK	43.39
1/2 IPS x 1/2 OD HVY	LFH2169	51.33
1/2 IPS x 1/2 OD HVY LK	LFH2169LK	57.05



COMPRESSION X COMPRESSION

DESCRIPTION	PART #	PRICE
½ Nominal x ¾ OD STD	LF2166CC	25.05
½ Nominal x ¾ OD STD LK	LF2166CCLK	27.70
½ Nominal x ¾ OD STD ECONOMY	LF2166CCECO	20.00
½ Nominal x ¾ OD STD LK ECONOMY	LF2166CCLKECO	22.19
½ Nominal x ¾ OD HVY	LFH2166CC	47.15
½ Nominal x ¾ OD HVY LK	LFH2166CCLK	52.81
½ Nominal x ½ OD STD	LF2169CC	28.99
½ Nominal x ½ OD STD LK	LF2169CCLK	31.52
½ Nominal x ½ OD HVY	LFH2169CC	50.63
½ Nominal x ½ OD HVY LK	LFH2169CCLK	55.36

SWEAT X COMPRESSION

DESCRIPTION	PART #	PRICE
½ Copper Sweat x ¾ OD STD	LF185	23.68
½ Copper Sweat x ¾ OD STD LK	LF185LK	26.22
½ Copper Sweat x ¾ OD HVY	LFH185	60.12
½ Copper Sweat x ¾ OD HVY LK	LFH185LK	67.60
½ Copper Sweat x ½ OD STD	LF187	40.01
½ Copper Sweat x ½ OD STD LK	LF187LK	42.48

SWEAT X COMPRESSION (WITH 5" EXTENSION TUBE)

DESCRIPTION	PART #	PRICE
½ Copper Sweat x ¾ OD STD	LF172	31.91
½ Copper Sweat x ¾ OD STD LK	LF172LK	36.70
½ Copper Sweat x ¾ OD HVY	LFH172	56.73
½ Copper Sweat x ¾ OD HVY LK	LFH172LK	62.59
½ Copper Sweat x ½ OD STD	LF173	36.13
½ Copper Sweat x ½ OD STD LK	LF173LK	40.85
½ Copper Sweat x ½ OD HVY	LFH173	75.82
½ Copper Sweat x ½ OD HVY LK	LFH173LK	79.78

RIGID SUPPLIES

RIGID LAVATORY SUPPLIES

Each lavatory supply kit includes (2) brass stop valves with stuffing box, (4) chrome plated nipples, (2) reducers and (2) chrome plated steel flanges. (Tailpieces must be ordered separately).

RIGID CLOSET SUPPLIES

Each closet supply kit includes (1) brass stop valve with stuffing box, (2) chrome plated nipples and (1) chrome plated steel flange. (Tailpieces must be ordered separately).

STANDARD LINE - Stop valves are chrome plated solid brass.

PREMIERE HEAVY LINE - Heavy stop valves are chrome plated and highly polished solid brass.

ANGLE LAVATORY SUPPLIES

DESCRIPTION	PART #	PRICE
¾ IPS STD	LF158	99.66
¾ IPS STD LK	LF158LK	108.78
¾ IPS HVY	LFH158	126.47
¾ IPS HVY LK	LFH158LK	137.66
½ IPS HVY	LFH2158	152.92
½ IPS HVY LK	LFH2158LK	164.33

ANGLE CLOSET SUPPLIES

DESCRIPTION	PART #	PRICE
¾ IPS STD	LF159	51.96
¾ IPS STD LK	LF159LK	58.33
¾ IPS HVY	LFH159	61.68
¾ IPS HVY LK	LFH159LK	68.10



STRAIGHT LAVATORY SUPPLIES

DESCRIPTION	PART #	PRICE
¾ IPS STD	LF157	264.47
¾ IPS STD LK	LF157LK	276.80



STRAIGHT CLOSET SUPPLIES

DESCRIPTION	PART #	PRICE
¾ IPS STD	LF160	83.98
¾ IPS STD LK	LF160LK	90.80



BRASS TAILPIECES

NOTE: SUPPLIED AS EACH

DESCRIPTION	PART #	PRICE
¼ x 2 Straight	TPC2STR	10.50 ea.
¼ x 2 Offset	TPC2OFR	17.33 ea.

WHEELCHAIR LAVATORY SUPPLY

DESCRIPTION	PART #	PRICE
¾ IPS with ¾ x ¼ Reducer STD	LF158WC	160.72

HOSPITAL SUPPLIES - HCASPL

Includes Heavy Premiere Line solid brass chrome plated stop, loose key, 36" chrome plated riser, 5" nipple and flange.

DESCRIPTION	PART #	PRICE
¾ IPS x ¾ OD	LFH165LKHCSPL	104.86 ea.

STANDARD AND HEAVY SUPPLY KIT ADDERS

See Page 10 for LFBV2 Supply Kit Adders

FLANGE OPTIONS - Use suffix after supply part

DESCRIPTION	SUFFIX	ADDITIONAL CHARGE	
		CLOSET	LAVATORY
Heavy Brass, Set Screw, Chrome Plated	F	13.86 ea.	27.76 pr.
Deep Flange (Bell Type), Chrome Plated Wrought Brass	DF	10.22 ea	20.45 pr.
Deep Flange (Bell Type), Chrome Plated Steel	SDF	2.16 ea.	4.33 pr.

NIPPLE OPTIONS - Use suffix after supply part

DESCRIPTION	SUFFIX	ADDITIONAL CHARGE		
		CLOSET		LAVATORY
3" Nipple	N3	12.23 ea.	$\frac{3}{8}$ IPS	24.46 pr.
		18.12 ea.	$\frac{1}{2}$ IPS	36.27 pr.
5" Nipple	N5	18.91 ea.	$\frac{3}{8}$ IPS	37.81 pr.
		23.01 ea.	$\frac{1}{2}$ IPS	46.00 pr.

RISER OPTIONS FLEXIBLE COPPER - Use suffix after supply part

DESCRIPTION	SUFFIX	ADDITIONAL CHARGE		
		$\frac{3}{8}$ " OD	$\frac{1}{2}$ " OD	
Lavatory	15"	R15	5.80 pr.	N/C
	20"	R20	12.43 pr.	14.89 pr.
	36"	R36	55.38 pr.	N/C
Closet	20"	R20	6.53 ea.	7.27 ea.
	12"	CR	8.86 ea.	
Compression	20"	CR20	17.60 ea.	
	12"	SR	4.74 ea.	
Sweat	12"	SR	4.74 ea.	
	20"	SR20	13.02 ea.	

RISER OPTIONS BRAIDED STAINLESS STEEL

Use suffix after supply part #

DESCRIPTION	SUFFIX	ADDITIONAL CHARGE		
		$\frac{3}{8}$ " OD	$\frac{1}{2}$ " OD	
Lavatory	9"	SS9	N/C	
	12"	SS12	2.64 pr.	N/C
	16"	SS16	5.14 pr.	
	20"	SS20	7.63 pr.	2.64 pr.
	30"	SS30	14.52 pr.	
	36"	SS36	18.68 pr.	
Closet	12"	SS12	2.64 ea.	N/C
	20"	SS20	4.84 ea.	

N/C = No additional charge

HANDLE OPTIONS - Use suffix after supply part

DESCRIPTION	SUFFIX	ADDITIONAL CHARGE	
		CLOSET	LAVATORY
Cross Handle	X	10.79 ea.	20.59 pr.

LOCK SHIELD CAPS AND LOOSE KEYS

Use suffix after supply part #

DESCRIPTION	SUFFIX	ADDITIONAL CHARGE	
		CLOSET	LAVATORY
For Premier and Heavy Pattern	C	4.18 ea.	8.35 pr.

SINGLE SUPPLY OPTION FOR LAVATORIES

Use suffix after supply part #

DESCRIPTION	SUFFIX	ADDITIONAL CHARGE
Lavatory with EA in part #	EA	$\frac{1}{2}$ pair list price + 3.61

STUFFING BOX OPTION FOR SUPPLIES

Use suffix after supply part #

DESCRIPTION	SUFFIX	ADDITIONAL CHARGE	
		CLOSET	LAVATORY
Stuffing box for supplies	SB	6.00 ea	12.02 pr.

SCREWDRIVER STEM OPTION FOR SUPPLIES

Use suffix after supply part #

DESCRIPTION	SUFFIX	ADDITIONAL CHARGE	
		CLOSET	LAVATORY
Screwdriver stem for supplies	SD	6.00 ea	12.02 pr.

Adder Pricing NOTE:

Please contact customer service for verification of pricing on all adder components when building a custom supply kit prior to submitting your purchase order.
customerservice@mcguiremfg.com or call (203) 699-1801.



CONTRACTOR TRIM KITS

- McGuire Contractor Trim Kits are designed for individual contractors based on their installation requirements.
- All trim components (P-Traps, strainers, water supplies and fittings) are packed in one box with the contractor's part number and trim package name. One box to order, one box to stage and one box to clean-up.
- Information on designing your custom contractor kit is available at mcguiremfg.com.

CONTINUOUS WASTES

CONTINUOUS WASTES - REGULAR DUTY

1½ End Outlet



Available Prewrapped in McGuire's Prowrap® 111C16G17 ONLY

DESCRIPTION	PART #	PRICE
1½ End Outlet 16" CTR 20GA	111C16G20	78.87
1½ End Outlet 16" CTR 17GA	111C16G17	115.47
1½ End Outlet 21" CTR 20GA	111C21G20	95.73
1½ End Outlet 21" CTR 17GA	111C21G17	115.47
1½ End Outlet 25" CTR 20GA	111C25G20	111.00
1½ End Outlet 25" CTR 17GA	111C25G17	137.41

CONTINUOUS WASTES - REGULAR DUTY

1½ Center Outlet



Available Prewrapped in McGuire's Prowrap® 113C16G17 ONLY

DESCRIPTION	PART #	PRICE
1½ Ctr Outlet 16" CTR 20GA	113C16G20	98.86
1½ Ctr Outlet 16" CTR 17GA	113C16G17	125.01
1½ Ctr Outlet 21" CTR 20GA	113C21G20	107.88
1½ Ctr Outlet 21" CTR 17GA	113C21G17	130.37
1½ Ctr Outlet 25" CTR 20GA	113C25G20	123.95
1½ Ctr Outlet 25" CTR 17GA	113C25G17	146.49

HEAVY DUTY BATTERY INSTALLATION CONTINUOUS WASTES



DESCRIPTION	PART #	PRICE
END OUTLET		
1½ x 1½ 2 Part	5202	202.26
1¼ x 1½ 2 Part	5204	212.21
1½ x 1½ 3 Part	520A2	248.67
1¼ x 1½ 3 Part	520A4	249.28
CENTER OUTLET		
1½ x 1½ 3 Part	5212	413.85
1¼ x 1½ 3 Part	5214	415.15

HEAVY BRASS NIPPLES AND FLANGES

HEAVY SOLID BRASS SET SCREW FLANGES (Polished Chrome)



DESCRIPTION	CHROME	
	PART #	PRICE
¾ IPS	127038	14.68
½ IPS	127050	14.88
⅝ OD (½" Copper)	127058	15.24
1¼ OD (⅝" Copper)	127069	15.68
¾ IPS	127075	16.42
⅞ OD (¾" Copper)	127078	16.42
1" IPS	127100	17.59
1¼ IPS	127125I	17.91
1¼ OD	127125O	16.73
1½ IPS	127150I	18.47
1½ OD	127150O	16.97
1⅝ OD (1½" Copper)	127158O	31.02
2" IPS	127200I	28.60
2" OD	127200O	27.01

CAST BRASS NIPPLES (Polished Chrome)



DESCRIPTION	CHROME	
	PART #	PRICE
⅜ x 1½	N038015	9.45
⅜ x 2	N038020	10.58
⅜ x 3	N038030	12.23
⅜ x 3½	N038035	13.47
⅜ x 4	N038040	15.74
⅜ x 5	N038050	18.91
⅜ x 5½	N038055	19.46
⅜ x 6	N038060	23.38
⅜ x 6½	N038065	33.67
⅜ x 10	N038100	50.81
⅜ x 12	N038120	67.97
⅜ x 15	N038150	78.87
⅜ x 20	N038200	141.76
⅜ x 24	N038240	148.84
½ x 3	N050030	18.13
½ x 4	N050040	20.42
½ x 5	N050050	23.00
½ x 5½	N050055	24.85
½ x 6	N050060	27.41
1¼ x 6	N125060	60.77
1½ x 6	N150060	69.63
2 x 6	N200060	217.32

MISCELLANEOUS

SHOWER ARMS

Heavy Chrome Plated Brass with Flange

DESCRIPTION	PART #	PRICE
½ IPS x 6 Threaded 45 Degree	156SA6	18.92
Same as 156 SA6 w/ set screw flange	156SA6F	26.72
½ IPS x 8 Threaded 45 Degree	156SA8	35.41
Same as 156 SA8 w/ set screw flange	156SA8F	37.10

CLOSET SPUDS WITH BRASS LOCK NUTS

DESCRIPTION	PART #	PRICE
1" x 3/4"	301134	10.75
1 1/4" x 1 1/4"	3011414	11.82
1 1/2" x 1 1/2"	3011212	15.27
2" x 1 1/2"	301212	20.04

COVERING TUBE

DESCRIPTION	PART #	PRICE
2" x 6"	164	34.49

CAST BRASS WASTE VENT CONNECTIONS

(Desanko Type)

With compression ring and slip nut or body alone. Female Sweat

DESCRIPTION	PART #	PRICE
1 1/4 x 1 1/2 Chrome Plated Brass Nut	FS42PC	17.61
1 1/4 x 1 1/2 Chrome Plated Zinc Nut	FS42PZ	12.40
1 1/4 x 1 1/2 Rough Brass Nut	FS42RB	11.87
1 1/2 x 1 1/2 Chrome Plated Brass Nut	FS22PC	17.61
1 1/2 x 1 1/2 Chrome Plated Zinc Nut	FS22PZ	13.02
1 1/2 x 1 1/2 Rough Brass Nut	FS22RB	12.13

FEMALE IPS THREAD

DESCRIPTION	PART #	PRICE
1 1/4 x 1 1/4 Less Nut	FT44B	7.88
1 1/4 x 1 1/4 Chrome Plated Brass Nut	FT44PC	18.04
1 1/4 x 1 1/4 Chrome Plated Zinc Nut	FT44PZ	10.64
1 1/4 x 1 1/4 Rough Brass Nut	FT44RB	11.63
1 1/2 x 1 1/2 Less Nut	FT42B	9.14
1 1/2 x 1 1/2 Chrome Plated Brass Nut	FT42PC	19.41
1 1/2 x 1 1/2 Chrome Plated Zinc Nut	FT42PZ	11.07
1 1/2 x 1 1/2 Rough Brass Nut	FT42RB	12.09
1 1/2 x 1 1/2 Less Nut	FT22B	10.90
1 1/2 x 1 1/2 Chrome Plated Brass Nut	FT22PC	19.18
1 1/2 x 1 1/2 Chrome Plated Zinc Nut	FT22PZ	11.48
1 1/2 x 1 1/2 Rough Brass Nut	FT22RB	12.59

MALE IPS THREAD

DESCRIPTION	PART #	PRICE
1 1/4 x 1 1/4 Less Nut	MT44B	12.37
1 1/4 x 1 1/4 Chrome Plated Brass Nut	MT44PC	17.94
1 1/4 x 1 1/4 Chrome Plated Zinc Nut	MT44PZ	13.02
1 1/4 x 1 1/4 Rough Brass Nut	MT44RB	14.23
1 1/4 x 1 1/2 Chrome Plated Brass Nut	MT42PC	18.37
1 1/4 x 1 1/2 Chrome Plated Zinc Nut	MT42PZ	14.52
1 1/4 x 1 1/2 Rough Brass Nut	MT42RB	14.88
1 1/2 x 1 1/2 Less Nut	MT22B	13.29
1 1/2 x 1 1/2 Chrome Plated Brass Nut	MT22PC	19.56
1 1/2 x 1 1/2 Chrome Plated Zinc Nut	MT22PZ	14.58
1 1/2 x 1 1/2 Rough Brass Nut	MT22RB	14.93

MARINE PLUMBING

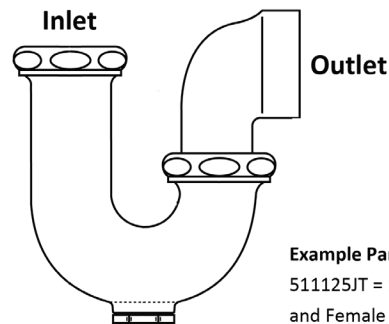
MARINE PLUMBING EQUIPMENT

All marine traps have a standard 2" water seal (4" available). Inlet and outlet connections can be grooved for preformed silbrazze rings. Special order traps can be made to meet your specifications. Call our marine specialist with your requirements and for price and availability on all marine plumbing products.

Step 1

Choose an Inlet and Outlet style from the options below:

- T - Female
- J - Slip Joint
- U - Union
- S - Silbrazze
- Z - Silbrazze Union
- G - Grooved



Step 2

Add the letters to the end of your base part number as shown in the example below.

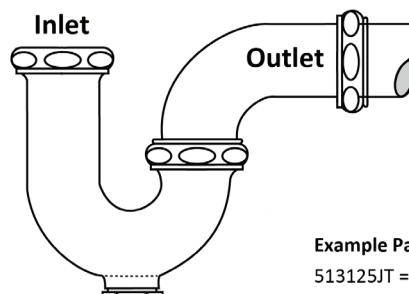
Example Part Number:

511125JT = 1 1/4" x 1 1/4" with Slip Joint Inlet and Female Outlet

Step 1

Choose an Inlet and Outlet style from the options below:

- T - Female
- J - Slip Joint
- U - Union
- S - Silbrazze
- Z - Silbrazze Union
- G - Grooved



Step 2

Add the letters to the end of your base part number as shown in the example below.

Example Part Number:

513125JT = 1 1/4" x 1 1/4" with Slip Joint Inlet and Female Outlet



COMPONENT ITEMS (Bulk Packaged)

WROUGHT BRASS SHALLOW FLANGES (Chrome Plated)



DESCRIPTION	PART #	CARTON QUANTITY	PRICE
3/8" IPS	WE038	100	9.09
1/2" IPS	WE050	100	9.09
1 1/2" OD	WE1500	100	10.58

WROUGHT BRASS DEEP BELL FLANGES (Chrome Plated)



DESCRIPTION	PART #	CARTON QUANTITY	PRICE
3/8" IPS	WE038D	100	11.47
1/2" IPS	WE050D	100	11.47
5/8" OD (1/2 Copper)	WE058D	100	11.47
1 1/16" OD	WE069D	100	11.47
1 1/4" OD	WE125D	100	11.87
1 1/2" OD	WE150D	100	11.87

WROUGHT BRASS BOX FLANGE (Chrome Plated)



DESCRIPTION	PART #	CARTON QUANTITY	PRICE
1 1/4" OD	WE125BS	100	28.66
1 1/2" OD	WE150BS	100	29.50

WROUGHT STEEL SHALLOW FLANGES (Chrome Plated)



DESCRIPTION	PART #	CARTON QUANTITY	PRICE
3/8" IPS	SE038	100	1.21
1/2" IPS	SE050	100	1.21
5/8" OD (1/2 Copper)	SE058	100	1.21
1 1/4" OD	SE125	100	1.46
1 1/2" OD	SE150	100	1.46

WROUGHT STEEL BOX FLANGES (Satin Chrome Plated)



DESCRIPTION	PART #	CARTON QUANTITY	PRICE
1 1/4" OD	SE125BS	100	7.90
1 1/2" OD	SE150BS	100	7.90
2" OD	SE200BS	100	13.25

WROUGHT STEEL DEEP BELL FLANGES (Chrome Plated)



DESCRIPTION	PART #	CARTON QUANTITY	PRICE
3/8" IPS	SE038D	100	3.36
1/2" IPS	SE050D	100	3.36
5/8" OD (1/2 Copper)	SE058D	100	3.36
1 1/16" OD	SE069D	100	3.36
1 1/4" OD	SE125D	100	3.51
1 1/2" OD	SE150D	100	3.51
1 23/32" OD	SE172D	100	7.94

WALL BENDS 17GA - SEAMLESS (Seamless Tubular Brass Chrome Plated)

Custom sizes available upon request.



DESCRIPTION	PART #	CARTON QUANTITY	PRICE
1 1/4 x 7 1/2	WB12507517S	25	20.72
1 1/4 x 8 1/2	WB12508517S	25	23.18
1 1/4 x 12	WB12512017S	25	36.78
1 1/4 x 15	WB12515017S	25	43.59
1 1/2 x 7 1/2	WB15007517S	25	24.71
1 1/2 x 9	WB15009017S	25	31.51
1 1/2 x 12	WB15012017S	25	49.43
1 1/2 x 15	WB15015017S	25	56.15
2 x 10	WB20010017	25	84.76

EXTRA LONG 1 1/2" WALL BENDS - 17GA IN-STOCK IN CT AND AZ LOCATIONS

DESCRIPTION	PART #	CARTON QUANTITY	PRICE
1 1/2 x 18	WB15018017S	25	60.01
1 1/2 x 24	WB15024017S	25	66.91
1 1/2 x 30	WB15030017S	25	71.66
1 1/2 x 36	WB15036017S	25	79.20



**THREADED ONE END TAILPIECES
17GA SEAMLESS BRASS
(Chrome Plated)**

DESCRIPTION	PART #	CARTON QUANTITY	PRICE
1 1/4 x 6	TL12506017	50	16.01
1 1/4 x 8	TL12508017	25	28.74
1 1/4 x 10	TL12510017	25	31.10
1 1/4 x 12	TL12512017	25	34.71
1 1/4 x 1 1/2 x 6	TL12515006017	25	28.35
1 1/4 x 18	TL12518017	25	48.08
1 1/4 x 24	TL12524017	25	63.01
1 1/2 x 4	TL15004017	25	13.87
1 1/2 x 6	TL15006017	25	18.61
1 1/4 x 10 1/2 90 Degree	TL1259017	25	42.50

**SINK TAILPIECES SEAMLESS BRASS
(Chrome Plated)**



DESCRIPTION	PART #	CARTON QUANTITY	PRICE
17GA BRASS			
1 1/2 x 4	*ST15004017	25	15.11
1 1/2 x 6	*ST15006017	25	17.16
1 1/2 x 8	*ST15008017	25	21.85
1 1/2 x 12	*ST15012017	25	26.43
2 x 6	*2646	25	35.80
2 x 12	*26412	25	64.11
20GA BRASS			
1 1/2 x 4	*ST15004020	25	10.12

*Add suffix BN for brass nut and washer.

Add \$3.05 (1 1/2") \$6.23 (2")



LOCK SHIELD CAPS

DESCRIPTION	PART #	CARTON QUANTITY	PRICE
Standard Line Stop	C1	100	4.18
Heavy Duty Stop	HC1	100	4.18

CROSS HANDLE

Cast brass fits all McGuire multi-turn stops.



DESCRIPTION	PART #	CARTON QUANTITY	PRICE
Cross Handle	X1	100	10.79

LOOSE KEY FOR MCGUIRE STOPS AND SUPPLIES

DESCRIPTION	PART #	CARTON QUANTITY	PRICE
Loose Key for McGuire stops	K1	50	3.99

**CAST BRASS SLIP JOINT NUTS
WITH WASHERS**

DESCRIPTION	CHROME		ROUGH BR		CARTON QUANTITY
	PART #	PRICE	PART #	PRICE	
1 1/4 x 1 1/4	311125125W	3.85	311125125RW	3.63	200
1 1/2 x 1 1/4	311150125W	4.85	311150125RW	4.38	200
1 1/2 x 1 1/2	311150150W	4.85	311150150RW	4.59	200
2 x 1 1/2	311200150W	10.54	311200150RW	10.12	100
2 x 2	311200200DW	9.93	311200200RW	9.53	100


STAINLESS STEEL BRAIDED RISERS



Custom sizes available upon request.

DESCRIPTION	PART #	CARTON QUANTITY	PRICE
LAVATORY			
3/8" COMP x 1/2" IPS x 9	SSLAV09050038	100	7.43
3/8" COMP x 1/2" IPS x 12	SSLAV12050038	100	8.95
3/8" COMP x 1/2" IPS x 16	SSLAV16050038	100	10.20
3/8" COMP x 1/2" IPS x 20	SSLAV20050038	100	11.47
3/8" COMP x 1/2" IPS x 30	SSLAV30050038	40	14.94
3/8" COMP x 1/2" IPS x 36	SSLAV36050038	40	16.98
1/2" COMP x 1/2" IPS x 12	SSLAV12050050	100	9.90
1/2" COMP x 1/2" IPS x 20	SSLAV20050050	100	12.12
CLOSET - 7/8" ballcock			
3/8" COMP x 9	SSCLO09050038	100	7.43
3/8" COMP x 12	SSCLO12050038	100	8.95
1/2" COMP x 12	SSCLO12050050	100	10.20
3/8" COMP x 20	SSCLO20050038	100	12.23

COPPER FLEXIBLE RISER TUBES



Custom sizes available upon request.

DESCRIPTION	PART #	CARTON QUANTITY	PRICE
LAVATORY			
3/8" OD x 12	M65	100	7.65
3/8" OD x 15	M61	100	10.37
3/8" OD x 20	M66	100	13.84
3/8" OD x 36	M62	100	24.87
1/2" OD x 12	M67	100	10.92
1/2" OD x 20	M68	100	18.29
CLOSET			
3/8" OD x 12	M69	100	9.85
3/8" OD x 20	M70	100	12.99
1/2" OD x 12	M71	100	12.99
1/2" OD x 20	M72	100	20.76
COMPRESSION			
3/8" OD x 12	M65C	100	16.09
3/8" OD x 20	M66C	100	26.85
SWEAT			
3/8" OD x 12	M75	100	12.35

TERMS & CONDITIONS

TERMS: All sales are subject to credit approval. Terms are 2% ten days – Net 30.

RETURNED GOODS: Requests for returning purchased items are subject to McGuire Manufacturing Co., Inc. approval.

A Returned Goods Authorization (RGA) must be obtained from the factory prior to any return. Returned merchandise must be in their original cartons, listed in our current List Price Sheet and in clean resalable condition.

Restocking charge:

- Material other than SaniGuard, ProWrap and Marine Trap products, that was shipped within 12 months before McGuire's receipt of return request is subject to a 25% restocking charge.
- McGuire will reduce the restocking charge for such material to 15% if the customer places an offsetting order of value equal to or exceeding the value of the return. The offsetting order must be placed at the time the RGA is requested.
- SaniGuard, ProWrap and Marine Trap products shipped with 12 months before McGuire's receipt of return request is subject to a 50% restocking charge. McGuire will reduce the restocking charge on these products to 35% if the customer places an offsetting order of value equal to or exceeding the value of the return. The offsetting order must be placed at the time the RGA is requested.
- Material that was shipped more than one year before the return request is not returnable. Shipping dates are determined according to packaging date, or if none, the date stamped on the product, or, if none, the invoice date.

MINIMUM RETURN POLICY: Return requests less than \$200.00 net will be charged \$50.00 processing fee in lieu of any restocking charge.

NON-RETURNABLE PRODUCT POLICY: Specific McGuire products may require written preapproval from McGuire at the time of purchase, including items with special finishes and various non-catalog items.

INVOICE: We reserve the right to invoice all merchandise at prices in effect at time of shipment.

NO MINIMUM ORDER: Orders less than \$200.00 list will be invoiced at list price less 35%.

FREIGHT: We will pay the freight on shipments within the continental United States when the order (pre-tax) totals more than **\$2,500.00 net**. We select the method of shipment and carrier when we pay the freight.

LIMITED WARRANTY

McGuire Manufacturing Co., Inc warrants its product to be free from defects in material and workmanship for the period indicated below by product type measured from the date of purchase:

ITEM	WARRANTY PERIOD
Brass products "Classic" McGuire	3 years
Prowrap	3 years
Eco P-Traps, Strainers and Supply Kits	1 year
Stainless Steel products	1 year
Lite Commercial MCT P-Traps	1 year

McGuire's sole responsibility will be to replace, at no additional charge, any product which proves to be defective within the applicable warranty period (Warranty Product or replacement thereof.) The customer shall be responsible for the following costs, incurred in connection with the above Limited Warranty: (i) shipping costs for product outside the continental United States, and (ii) taxes and import duties, if levied.

The above Limited Warranty shall not apply if the product has been damaged due to abuse, misuse, improper installation, accident, or other cause not within McGuire's control. This limited warranty is conditioned on the product being properly installed, used and serviced.

THE ABOVE LIMITED WARRANTY IS THE SOLE AND EXCLUSIVE WARRANTY. ALL OTHER WARRANTIES ARE DISCLAIMED, WHETHER EXPRESSED OR IMPLIED, INCLUDING BUT NOT LIMITED TO, ANY IMPLIED WARRANTIES OF MERCHANTABILITY OR FITNESS FOR A PARTICULAR PURPOSE. IN NO EVENT SHALL MCGUIRE BE RESPONSIBLE OR LIABLE FOR ANY SPECIAL, INDIRECT, INCIDENTAL, OR CONSEQUENTIAL DAMAGES OR LOSSES INCLUDING LOST PROFITS OR REVENUES ARISING FROM THE USE OF THIS PRODUCT.

McGuire may, at its option, alter the contents of this LIMITED WARRANTY at anytime. These changes will affect products manufactured after the effective date of this policy.

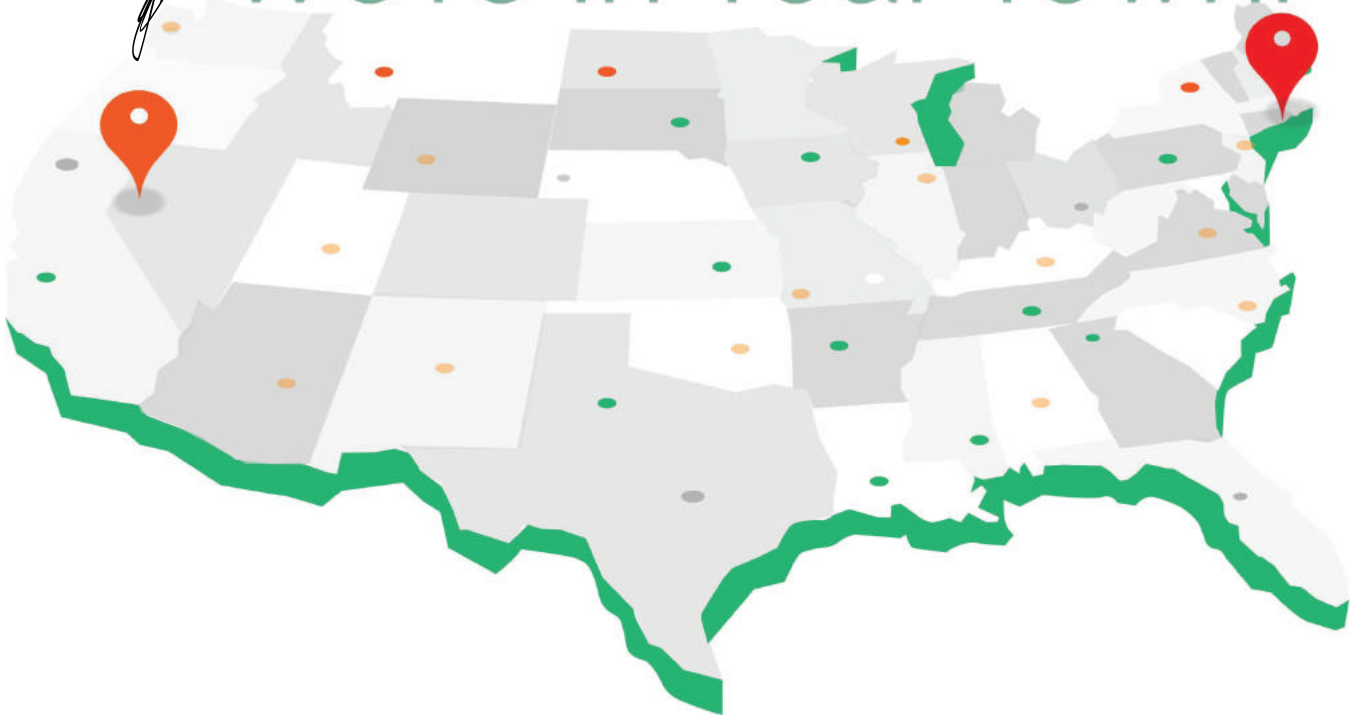
Please be advised that the published terms and conditions above are accurate from the date of publish and are subject to change. Refer to McGuire's most current terms and conditions online at mcguiremfg.com.

OCTOBER 2021

McGuire has two shipping hubs for fast shipping. Locations in Connecticut and Reno, Nevada.



We're In Your Town!



McGuire Manufacturing Co., Inc.
60 Grandview Court
Cheshire, Connecticut 06410
203-699-1801 • Fax: 203-699-1813
mcguiremfg.com